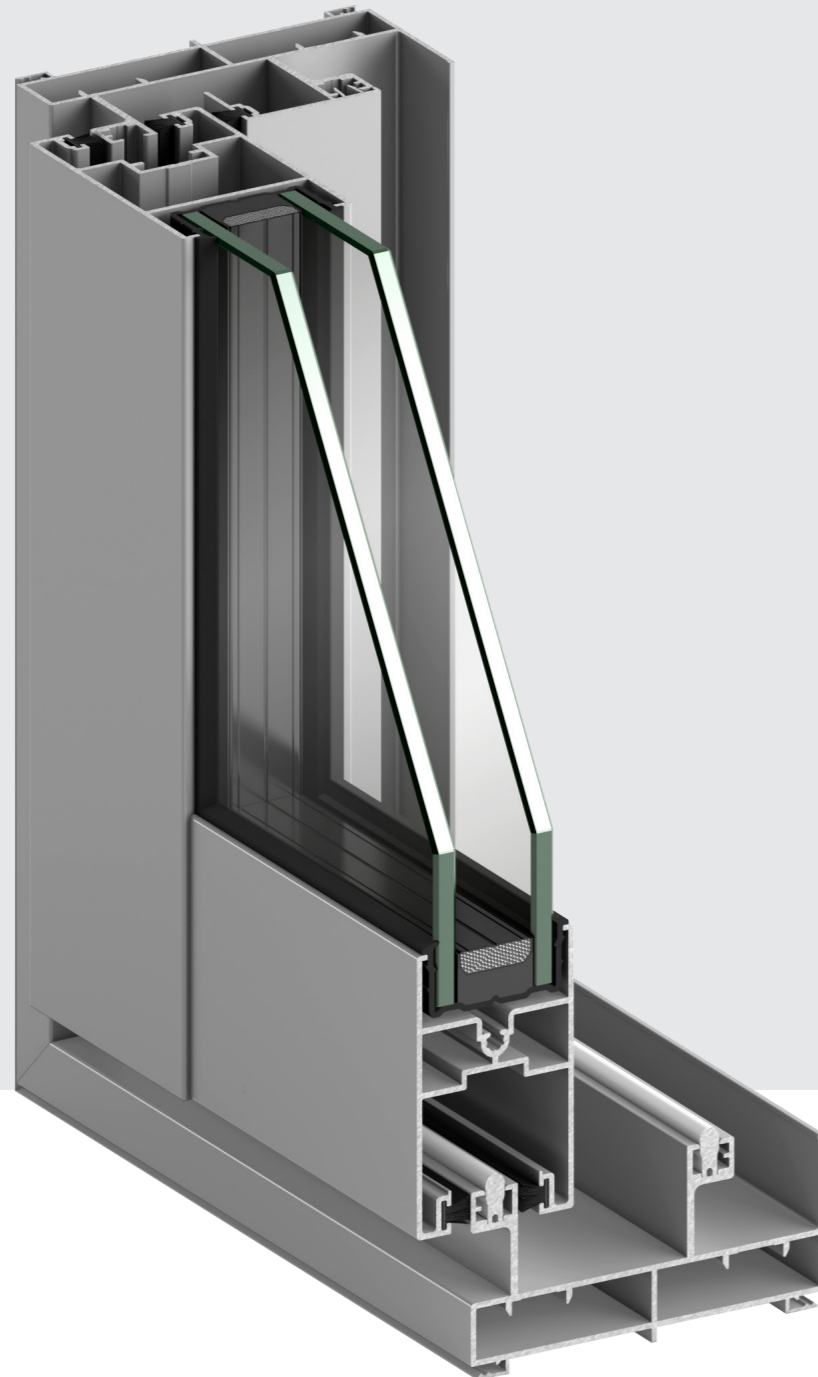


STRUGAL S88R



CARACTERÍSTICAS TÉCNICAS

Características técnicas | Caractéristiques techniques | Technical characteristics

STRUGAL S88R



ESPESOR MEDIO TÉORICO

Espeçura média teórica | Épaisseur minimal théorique | Theoretical average thickness

1,4 mm



DIMENSIONES MÁXIMAS HOJA

Dimensões máximas por folha | Dimensions maximales ouvrant | Maximum dimensions per sash

↔ = 2300 ↗ = 3300 mm ↓ = 2600 ↘ = 3200 mm



PESO MÁXIMO POR HOJA

Peso máximo por folha | Poids maximum ouvrant | Maximum weight per sash

→ = 200 ↗ = 300 kg

Consultar peso y dimensiones máximas según tipología y ubicación | Consultar peso e dimensões máximas de acordo com a tipologia e localização | Consulter le poids et les dimensions maximales en fonction de la typologie et l'emplacement | Please consult maximum weight and dimensions, depending on typ and location



ACRISTALAMIENTO

Envidraçado | Vitrage | Glazing

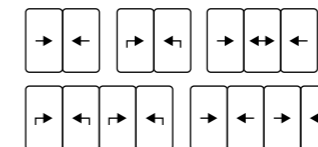
≤ 32 mm

APERTURAS

Aberturas | Ouvertures | Openings

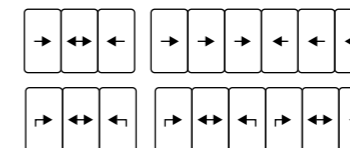
2 CARRILES

| 2 carris | 2 rails
| 2 rails



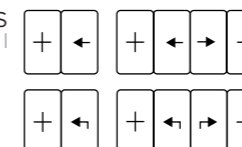
3 CARRILES

| 3 carris | 3 rails
| 3 rails



MONOCARRILES

Mono-carril | Monorail
Monorail



GALANDAGE

| Galandage | Ga-landage | Pocket

